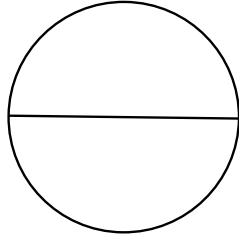


Snowflake Mobile

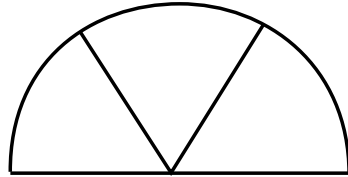
Directions:

You will need sissors and circles of paper that measure anywhere from 8 to 11 inches in diameter. Trace pot lids, plates etc. to get different sized circles.

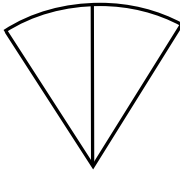
Fold your circle in half.




Now fold the half into thirds.




Fold one more time down the middle.



Cut small pieces out of the three sides. The more shapes you cut, the more complex the snowflakes will be. Just like the real thing, no two are alike.



Unfold and smooth flat.



Staple snowflakes to fishing line or string and tie to bent coathangers. Coat hangers can even be fastened together with wire to make lots of hanging room for snowflakes. The result will be a mobile you can suspend from hook or window frame.